














# SPOTlight: School Year 2022-2023

## Honorable Luis Munoz-Marin School

<b>School Code</b>	5680	<b>Principal Name</b>	Amanda Jones
<b>Sector</b>	District	<b>Address</b>	3300 N 3rd St
<b>Network</b>	Network 5	<b>Phone</b>	215 400 3920
<b>Report Type</b>	K 8 School	<b>Admission Category</b>	Catchment
<b>Receives HS Report</b>	No	<b>October 1 Enrollment</b>	493
<b>Grades in Report</b>	K 8		
<b>Website</b>	munozmarin.philasd.org		

## School Performance Outcomes Table

CONDITIONS FOR SUCCESS				
Metric Name	2021-22 Results	2022-23 Results	2022-23 Progress	Metric Description
Student Attendance	57.3%	59.9%	+2.6 %-pts 	Percentage of students attending 90% or more of instructional days
Teacher Attendance	75.5%	79.3%	+3.8 %-pts 	Percentage of teachers attending 90% or more of work days
Student Dropouts (Grades 7-8)	0	1	+1 	Number of students no longer enrolled, and who did not transfer or graduate

ACADEMIC GOALS						
Metric Name	2021-22 Results	2022-23 Results	2022-23 Progress	2021-22 Results	2022-23 Results	2022-23 Progress
<b>Goals 1-3: Grades 3-8</b>	<b>PSSA/PASA Proficient or Advanced</b>			<b>PSSA/PASA Below Basic</b>		
Grade 3 Reading	12.3%	15.4%	+3.1 %-pts 	52.6%	48.1%	-4.5 %-pts 
Grade 3 - 8 Reading	16.8%	14.4%	-2.4 %-pts 	46.9%	40.6%	-6.3 %-pts 
Grade 3 Math	10.3%	5.8%	-4.5 %-pts 	77.6%	75.0%	-2.6 %-pts 
Grade 3 - 8 Math	5.1%	5.2%	+0.1 %-pts 	81.0%	77.5%	-3.5 %-pts 
Grade 4 and 8 Science	12.8%	28.6%	+15.8 %-pts 	59.6%	42.0%	-17.6 %-pts 

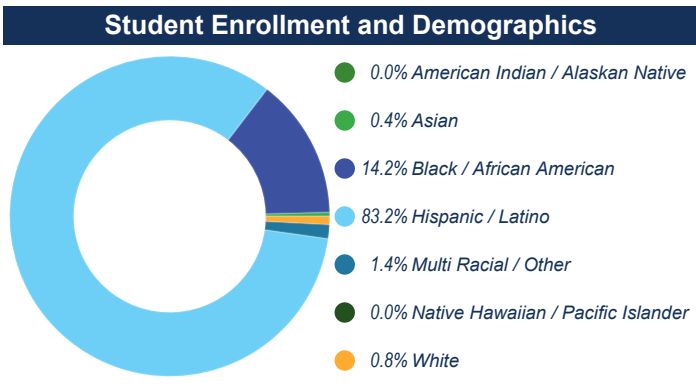
All SPOTlight indicator colors are based on unrounded changes in results. Percentage point changes are rounded to the nearest tenth for display.

SPOTlight Legend:	Improving 	Maintaining 	Not Improving 
-------------------	---	--	---

# Honorable Luis Munoz-Marin School

## 2022-2023 SCHOOL PROGRESS REPORT ON EDUCATION AND EQUITY

School Code | 5680 Sector | District Network | Network 5  
 Principal Name | Amanda Jones Address | 3300 N 3rd St  
 Phone | 215-400-3920 Website | munozmarin.philasd.org  
 Report Type | K-8 School Grades in Report | K-8  
 Admissions Category | Catchment Receives HS Report | No  
 Oct 1 Enrollment | 493



<b>568</b> # of Students Served Over the Full Year	<b>27.0%</b> % of Students with IEPs
<b>24.8%</b> % of Students Identified as English Learners	<b>93.3%</b> % of Students Identified as Economically Disadvantaged

### Student Attendance

<b>47.9%</b> % of Students Attending at Least 95% of Instructional Days	<b>59.9%</b> % of Students Attending at Least 90% of Instructional Days
--	--

Score Level	Performance	Improvement	Level
<b>Not Applicable for 2022-2023</b>			
<b>Performance</b> Insufficient Data for Score	<b>Black / African American</b> Insufficient Data for Score		NA
<b>Improvement</b> Improving in 9 out of 14 Eligible Metrics	<b>Hispanic / Latino</b> Insufficient Data for Score		70.0% NA
<b>64.3%</b>			
<b>Goal Performance (All Students)</b>			
<b>GOAL 1   PSSA ELA: % of Students Proficient or Advanced, Grades 3-8</b>			
<b>Score: 14.4%</b>			
 <b>NOT IMPROVING</b> -2.4 From Prior Year ❌			
<b>GOAL 2   PSSA ELA: % of Students Proficient or Advanced, Grade 3</b>			
<b>Score: 15.4%</b>			
 <b>IMPROVING</b> +3.1 From Prior Year ✅			
<b>GOAL 3   PSSA Math: % of Students Proficient or Advanced, Grades 3-8</b>			
<b>Score: 5.2%</b>			
 <b>MAINTAINING</b> +0.1 From Prior Year ➖			
<ul style="list-style-type: none"> <li>Improving</li> <li>Not Improving</li> </ul>		<ul style="list-style-type: none"> <li>Maintaining</li> <li>Not Applicable</li> </ul>	
Insufficient Data for Score		<b>White</b> Insufficient Data for Score	
Insufficient Data for Score		<b>American Indian / Alaskan Native</b> Insufficient Data for Score	
Insufficient Data for Score		<b>Asian</b> Insufficient Data for Score	
Insufficient Data for Score		<b>Native Hawaiian / Pacific Islander</b> Insufficient Data for Score	
Insufficient Data for Score		<b>English Learners</b> Insufficient Data for Score	
Insufficient Data for Score		<b>Students with IEPs</b> Insufficient Data for Score	
Insufficient Data for Score		<b>Economically Disadvantaged</b> Insufficient Data for Score	

# Climate, Culture & Opportunity

## Conditions for Success

School Code | 5680 School Name | Honorable Luis Munoz-Marin School

### % of Students Attending 90%+ of Days

#### All Students

568 Students

Score: 59.9%



IMPROVING

+2.6 From Prior Year



### % of Students Attending

Greater Than 95% of Instructional Days

47.9%

90-95% of Instructional Days

12.0%

85-90% of Instructional Days

8.8%

80-85% of Instructional Days

8.6%

Less than 80% of Instructional Days

22.7%

### Number of Dropouts

#### All Students

Grades 7-8

Students: 1

NOT IMPROVING

+1.0 From Prior Year



### % of Students Receiving Zero Out-of-School Suspensions

#### All Students

568 Students

Score: 95.4%



NOT IMPROVING

-2.6 From Prior Year



\* Schools that are performing at the most positive value for a metric automatically receive a label of "Improving", even if no change in performance occurred.

# Climate, Culture & Opportunity

## Conditions for Success

School Code | 5680 School Name | Honorable Luis Munoz-Marin School

### % of Teachers Attending 90%+ of Days

#### All Teachers

53 Teachers

Score: 79.3%



IMPROVING

+3.8 From Prior Year



### Additional Teacher Metrics

6.5%

% of Teachers Rated as Distinguished

90.3%

% of Teachers Rated as Proficient

75.5%

Year-to-Year Teacher Retention

\* Schools that are performing at the most positive value for a metric automatically receive a label of "Improving", even if no change in performance occurred.

# Reading: Every Student Reads On or Above Grade Level

## Goal 1 - PSSA Reading Proficiency, Grades 3-8

School Code | 5680 School Name | Honorable Luis Munoz-Marin School

PSSA ELA: % of Students Proficient or Advanced, Grades 3-8	PSSA ELA: % of Students Below Basic, Grades 3-8
<b>All Students</b> 46 out of 320 Students <b>Score: 14.4%</b> <div style="display: inline-block; border: 1px solid gray; padding: 5px; margin-left: 20px;"> <span style="background-color: red; color: white; border-radius: 15px; padding: 2px 10px;">NOT IMPROVING</span> <span style="margin-left: 10px;">-2.4 From Prior Year</span> <span style="font-size: 2em; color: red; margin-left: 10px;">✘</span> </div>	<b>All Students</b> 130 out of 320 Students <b>Score: 40.6%</b> <div style="display: inline-block; border: 1px solid gray; padding: 5px; margin-left: 20px;"> <span style="background-color: green; color: white; border-radius: 15px; padding: 2px 10px;">IMPROVING</span> <span style="margin-left: 10px;">-6.3 From Prior Year</span> <span style="font-size: 2em; color: green; margin-left: 10px;">✔</span> </div>
<b>Black / African American</b> 8 out of 43 Students <b>Score: 18.6%</b> <div style="display: inline-block; border: 1px solid gray; padding: 5px; margin-left: 20px;"> <span style="background-color: green; color: white; border-radius: 15px; padding: 2px 10px;">IMPROVING</span> <span style="margin-left: 10px;">+11.9 From Prior Year</span> <span style="font-size: 2em; color: green; margin-left: 10px;">✔</span> </div>	<b>Black / African American</b> 16 out of 43 Students <b>Score: 37.2%</b> <div style="display: inline-block; border: 1px solid gray; padding: 5px; margin-left: 20px;"> <span style="background-color: green; color: white; border-radius: 15px; padding: 2px 10px;">IMPROVING</span> <span style="margin-left: 10px;">-13.9 From Prior Year</span> <span style="font-size: 2em; color: green; margin-left: 10px;">✔</span> </div>
<b>Hispanic / Latino</b> 37 out of 263 Students <b>Score: 14.1%</b> <div style="display: inline-block; border: 1px solid gray; padding: 5px; margin-left: 20px;"> <span style="background-color: red; color: white; border-radius: 15px; padding: 2px 10px;">NOT IMPROVING</span> <span style="margin-left: 10px;">-4.4 From Prior Year</span> <span style="font-size: 2em; color: red; margin-left: 10px;">✘</span> </div>	<b>Hispanic / Latino</b> 106 out of 263 Students <b>Score: 40.3%</b> <div style="display: inline-block; border: 1px solid gray; padding: 5px; margin-left: 20px;"> <span style="background-color: green; color: white; border-radius: 15px; padding: 2px 10px;">IMPROVING</span> <span style="margin-left: 10px;">-5.8 From Prior Year</span> <span style="font-size: 2em; color: green; margin-left: 10px;">✔</span> </div>
<b>Multi Racial / Other</b> Insufficient Sample	<b>Multi Racial / Other</b> Insufficient Sample
<b>White</b> Insufficient Sample	<b>White</b> Insufficient Sample
<b>American Indian / Alaskan Native</b> Insufficient Sample	<b>American Indian / Alaskan Native</b> Insufficient Sample
<b>Asian</b> Insufficient Sample	<b>Asian</b> Insufficient Sample
<b>Native Hawaiian / Pacific Islander</b> Insufficient Sample	<b>Native Hawaiian / Pacific Islander</b> Insufficient Sample
<b>English Learners</b> 3 out of 69 Students <b>Score: 4.4%</b> <div style="display: inline-block; border: 1px solid gray; padding: 5px; margin-left: 20px;"> <span style="background-color: red; color: white; border-radius: 15px; padding: 2px 10px;">NOT IMPROVING</span> <span style="margin-left: 10px;">-4.0 From Prior Year</span> <span style="font-size: 2em; color: red; margin-left: 10px;">✘</span> </div>	<b>English Learners</b> 35 out of 69 Students <b>Score: 50.7%</b> <div style="display: inline-block; border: 1px solid gray; padding: 5px; margin-left: 20px;"> <span style="background-color: green; color: white; border-radius: 15px; padding: 2px 10px;">IMPROVING</span> <span style="margin-left: 10px;">-4.3 From Prior Year</span> <span style="font-size: 2em; color: green; margin-left: 10px;">✔</span> </div>
<b>Students with IEPs</b> 7 out of 102 Students <b>Score: 6.9%</b> <div style="display: inline-block; border: 1px solid gray; padding: 5px; margin-left: 20px;"> <span style="background-color: orange; color: white; border-radius: 15px; padding: 2px 10px;">MAINTAINING</span> <span style="margin-left: 10px;">+0.7 From Prior Year</span> <span style="font-size: 2em; color: orange; margin-left: 10px;">—</span> </div>	<b>Students with IEPs</b> 63 out of 102 Students <b>Score: 61.8%</b> <div style="display: inline-block; border: 1px solid gray; padding: 5px; margin-left: 20px;"> <span style="background-color: green; color: white; border-radius: 15px; padding: 2px 10px;">IMPROVING</span> <span style="margin-left: 10px;">-5.2 From Prior Year</span> <span style="font-size: 2em; color: green; margin-left: 10px;">✔</span> </div>
<b>Economically Disadvantaged</b> 41 out of 301 Students <b>Score: 13.6%</b> <div style="display: inline-block; border: 1px solid gray; padding: 5px; margin-left: 20px;"> <span style="background-color: red; color: white; border-radius: 15px; padding: 2px 10px;">NOT IMPROVING</span> <span style="margin-left: 10px;">-2.0 From Prior Year</span> <span style="font-size: 2em; color: red; margin-left: 10px;">✘</span> </div>	<b>Economically Disadvantaged</b> 120 out of 301 Students <b>Score: 39.9%</b> <div style="display: inline-block; border: 1px solid gray; padding: 5px; margin-left: 20px;"> <span style="background-color: green; color: white; border-radius: 15px; padding: 2px 10px;">IMPROVING</span> <span style="margin-left: 10px;">-7.6 From Prior Year</span> <span style="font-size: 2em; color: green; margin-left: 10px;">✔</span> </div>

\* Schools that are performing at the most positive value for a metric automatically receive a label of "Improving", even if no change in performance occurred.

# Reading: Every Student Reads On or Above Grade Level

## Goal 2 - PSSA Reading Proficiency, Grade 3

School Code | 5680 School Name | Honorable Luis Munoz-Marin School













PSSA ELA: % of Students Proficient or Advanced, Grade 3	PSSA ELA: % of Students Below Basic, Grade 3
<b>All Students</b> <i>8 out of 52 Students</i> <b>Score: 15.4%</b> <div style="display: inline-block; border: 1px solid gray; padding: 2px;"> <span style="background-color: #28a745; color: white; border-radius: 10px; padding: 2px 5px;">IMPROVING</span> <span style="margin-left: 10px;">+3.1 From Prior Year</span> <span style="font-size: 1.2em; color: green; margin-left: 10px;">✓</span> </div>	<b>All Students</b> <i>25 out of 52 Students</i> <b>Score: 48.1%</b> <div style="display: inline-block; border: 1px solid gray; padding: 2px;"> <span style="background-color: #28a745; color: white; border-radius: 10px; padding: 2px 5px;">IMPROVING</span> <span style="margin-left: 10px;">-4.5 From Prior Year</span> <span style="font-size: 1.2em; color: green; margin-left: 10px;">✓</span> </div>
<b>Black / African American</b> <p style="text-align: center;">Insufficient Sample</p>	<b>Black / African American</b> <p style="text-align: center;">Insufficient Sample</p>
<b>Hispanic / Latino</b> <i>8 out of 48 Students</i> <b>Score: 16.7%</b> <div style="display: inline-block; border: 1px solid gray; padding: 2px;"> <span style="background-color: #28a745; color: white; border-radius: 10px; padding: 2px 5px;">IMPROVING</span> <span style="margin-left: 10px;">+3.9 From Prior Year</span> <span style="font-size: 1.2em; color: green; margin-left: 10px;">✓</span> </div>	<b>Hispanic / Latino</b> <i>23 out of 48 Students</i> <b>Score: 47.9%</b> <div style="display: inline-block; border: 1px solid gray; padding: 2px;"> <span style="background-color: #28a745; color: white; border-radius: 10px; padding: 2px 5px;">IMPROVING</span> <span style="margin-left: 10px;">-3.2 From Prior Year</span> <span style="font-size: 1.2em; color: green; margin-left: 10px;">✓</span> </div>
<b>Multi Racial / Other</b> <p style="text-align: center;">Insufficient Sample</p>	<b>Multi Racial / Other</b> <p style="text-align: center;">Insufficient Sample</p>
<b>White</b> <p style="text-align: center;">Insufficient Sample</p>	<b>White</b> <p style="text-align: center;">Insufficient Sample</p>
<b>American Indian / Alaskan Native</b> <p style="text-align: center;">Insufficient Sample</p>	<b>American Indian / Alaskan Native</b> <p style="text-align: center;">Insufficient Sample</p>
<b>Asian</b> <p style="text-align: center;">Insufficient Sample</p>	<b>Asian</b> <p style="text-align: center;">Insufficient Sample</p>
<b>Native Hawaiian / Pacific Islander</b> <p style="text-align: center;">Insufficient Sample</p>	<b>Native Hawaiian / Pacific Islander</b> <p style="text-align: center;">Insufficient Sample</p>
<b>English Learners</b> <p style="text-align: center;">Insufficient Sample</p>	<b>English Learners</b> <p style="text-align: center;">Insufficient Sample</p>
<b>Students with IEPs</b> <p style="text-align: center;">Insufficient Sample</p>	<b>Students with IEPs</b> <p style="text-align: center;">Insufficient Sample</p>
<b>Economically Disadvantaged</b> <i>8 out of 50 Students</i> <b>Score: 16.0%</b> <div style="display: inline-block; border: 1px solid gray; padding: 2px;"> <span style="background-color: #28a745; color: white; border-radius: 10px; padding: 2px 5px;">IMPROVING</span> <span style="margin-left: 10px;">+4.9 From Prior Year</span> <span style="font-size: 1.2em; color: green; margin-left: 10px;">✓</span> </div>	<b>Economically Disadvantaged</b> <i>24 out of 50 Students</i> <b>Score: 48.0%</b> <div style="display: inline-block; border: 1px solid gray; padding: 2px;"> <span style="background-color: #28a745; color: white; border-radius: 10px; padding: 2px 5px;">IMPROVING</span> <span style="margin-left: 10px;">-3.9 From Prior Year</span> <span style="font-size: 1.2em; color: green; margin-left: 10px;">✓</span> </div>

\* Schools that are performing at the most positive value for a metric automatically receive a label of "Improving", even if no change in performance occurred.

# Math & Science: Every Student Performs On or Above Grade Level

## Goal 3 - PSSA Math Proficiency, Grades 3-8

School Code | 5680 School Name | Honorable Luis Munoz-Marin School

PSSA Math: % of Students Proficient or Advanced, Grades 3-8	PSSA Math: % of Students Below Basic, Grades 3-8
<p><b>All Students</b> 17 out of 325 Students</p> <p><b>Score: 5.2%</b></p> <p>MAINTAINING +0.1 From Prior Year </p>	<p><b>All Students</b> 252 out of 325 Students</p> <p><b>Score: 77.5%</b></p> <p>IMPROVING -3.5 From Prior Year </p>
<p><b>Black / African American</b> 3 out of 44 Students</p> <p><b>Score: 6.8%</b></p> <p>MAINTAINING +0.0 From Prior Year </p>	<p><b>Black / African American</b> 34 out of 44 Students</p> <p><b>Score: 77.3%</b></p> <p>IMPROVING -11.3 From Prior Year </p>
<p><b>Hispanic / Latino</b> 14 out of 267 Students</p> <p><b>Score: 5.2%</b></p> <p>MAINTAINING +0.2 From Prior Year </p>	<p><b>Hispanic / Latino</b> 205 out of 267 Students</p> <p><b>Score: 76.8%</b></p> <p>IMPROVING -2.6 From Prior Year </p>
<p><b>Multi Racial / Other</b></p> <p>Insufficient Sample</p>	<p><b>Multi Racial / Other</b></p> <p>Insufficient Sample</p>
<p><b>White</b></p> <p>Insufficient Sample</p>	<p><b>White</b></p> <p>Insufficient Sample</p>
<p><b>American Indian / Alaskan Native</b></p> <p>Insufficient Sample</p>	<p><b>American Indian / Alaskan Native</b></p> <p>Insufficient Sample</p>
<p><b>Asian</b></p> <p>Insufficient Sample</p>	<p><b>Asian</b></p> <p>Insufficient Sample</p>
<p><b>Native Hawaiian / Pacific Islander</b></p> <p>Insufficient Sample</p>	<p><b>Native Hawaiian / Pacific Islander</b></p> <p>Insufficient Sample</p>
<p><b>English Learners</b> 3 out of 75 Students</p> <p><b>Score: 4.0%</b></p> <p>MAINTAINING -0.5 From Prior Year </p>	<p><b>English Learners</b> 64 out of 75 Students</p> <p><b>Score: 85.3%</b></p> <p>NOT IMPROVING +4.7 From Prior Year </p>
<p><b>Students with IEPs</b> 4 out of 102 Students</p> <p><b>Score: 3.9%</b></p> <p>MAINTAINING -0.2 From Prior Year </p>	<p><b>Students with IEPs</b> 83 out of 102 Students</p> <p><b>Score: 81.4%</b></p> <p>IMPROVING -6.2 From Prior Year </p>
<p><b>Economically Disadvantaged</b> 16 out of 304 Students</p> <p><b>Score: 5.3%</b></p> <p>MAINTAINING +0.7 From Prior Year </p>	<p><b>Economically Disadvantaged</b> 236 out of 304 Students</p> <p><b>Score: 77.6%</b></p> <p>IMPROVING -4.4 From Prior Year </p>

\* Schools that are performing at the most positive value for a metric automatically receive a label of "Improving", even if no change in performance occurred.

# Math & Science: Every Student Performs On or Above Grade Level

## PSSA Math Proficiency, Grade 3

School Code | 5680 School Name | Honorable Luis Munoz-Marin School

PSSA Math: % of Students Proficient or Advanced, Grade 3	PSSA Math: % of Students Below Basic, Grade 3
<b>All Students</b> 3 out of 52 Students <b>Score: 5.8%</b> <div style="display: inline-block; border: 1px solid gray; padding: 2px;"> <span style="background-color: red; color: white; border-radius: 10px; padding: 2px 5px;">NOT IMPROVING</span> <span style="margin-left: 10px;">-4.5 From Prior Year</span> <span style="font-size: 2em; color: red; margin-left: 10px;">✘</span> </div>	<b>All Students</b> 39 out of 52 Students <b>Score: 75.0%</b> <div style="display: inline-block; border: 1px solid gray; padding: 2px;"> <span style="background-color: green; color: white; border-radius: 10px; padding: 2px 5px;">IMPROVING</span> <span style="margin-left: 10px;">-2.6 From Prior Year</span> <span style="font-size: 2em; color: green; margin-left: 10px;">✔</span> </div>
Black / African American Insufficient Sample	Black / African American Insufficient Sample
<b>Hispanic / Latino</b> 3 out of 47 Students <b>Score: 6.4%</b> <div style="display: inline-block; border: 1px solid gray; padding: 2px;"> <span style="background-color: red; color: white; border-radius: 10px; padding: 2px 5px;">NOT IMPROVING</span> <span style="margin-left: 10px;">-4.0 From Prior Year</span> <span style="font-size: 2em; color: red; margin-left: 10px;">✘</span> </div>	<b>Hispanic / Latino</b> 34 out of 47 Students <b>Score: 72.3%</b> <div style="display: inline-block; border: 1px solid gray; padding: 2px;"> <span style="background-color: green; color: white; border-radius: 10px; padding: 2px 5px;">IMPROVING</span> <span style="margin-left: 10px;">-2.7 From Prior Year</span> <span style="font-size: 2em; color: green; margin-left: 10px;">✔</span> </div>
Multi Racial / Other Insufficient Sample	Multi Racial / Other Insufficient Sample
White Insufficient Sample	White Insufficient Sample
American Indian / Alaskan Native Insufficient Sample	American Indian / Alaskan Native Insufficient Sample
Asian Insufficient Sample	Asian Insufficient Sample
Native Hawaiian / Pacific Islander Insufficient Sample	Native Hawaiian / Pacific Islander Insufficient Sample
English Learners Insufficient Sample	English Learners Insufficient Sample
Students with IEPs Insufficient Sample	Students with IEPs Insufficient Sample
<b>Economically Disadvantaged</b> 3 out of 50 Students <b>Score: 6.0%</b> <div style="display: inline-block; border: 1px solid gray; padding: 2px;"> <span style="background-color: red; color: white; border-radius: 10px; padding: 2px 5px;">NOT IMPROVING</span> <span style="margin-left: 10px;">-3.1 From Prior Year</span> <span style="font-size: 2em; color: red; margin-left: 10px;">✘</span> </div>	<b>Economically Disadvantaged</b> 38 out of 50 Students <b>Score: 76.0%</b> <div style="display: inline-block; border: 1px solid gray; padding: 2px;"> <span style="background-color: green; color: white; border-radius: 10px; padding: 2px 5px;">IMPROVING</span> <span style="margin-left: 10px;">-2.2 From Prior Year</span> <span style="font-size: 2em; color: green; margin-left: 10px;">✔</span> </div>

\* Schools that are performing at the most positive value for a metric automatically receive a label of "Improving", even if no change in performance occurred.



# Math & Science: Every Student Performs On or Above Grade Level

## PSSA Science Proficiency, Grades 4 and 8

School Code | 5680 School Name | Honorable Luis Munoz-Marin School

PSSA Science: % of Students Proficient or Advanced, Grades 4 & 8	PSSA Science: % of Students Below Basic, Grades 4 & 8
<b>All Students</b> 32 out of 112 Students <b>Score: 28.6%</b> <div style="display: inline-block; border: 1px solid gray; padding: 2px;">IMPROVING</div> +15.8 From Prior Year	<b>All Students</b> 47 out of 112 Students <b>Score: 42.0%</b> <div style="display: inline-block; border: 1px solid gray; padding: 2px;">IMPROVING</div> -17.6 From Prior Year
<b>Black / African American</b> Insufficient Sample	<b>Black / African American</b> Insufficient Sample
<b>Hispanic / Latino</b> 29 out of 86 Students <b>Score: 33.7%</b> <div style="display: inline-block; border: 1px solid gray; padding: 2px;">IMPROVING</div> +18.1 From Prior Year	<b>Hispanic / Latino</b> 28 out of 86 Students <b>Score: 32.6%</b> <div style="display: inline-block; border: 1px solid gray; padding: 2px;">IMPROVING</div> -24.5 From Prior Year
<b>Multi Racial / Other</b> Insufficient Sample	<b>Multi Racial / Other</b> Insufficient Sample
<b>White</b> Insufficient Sample	<b>White</b> Insufficient Sample
<b>American Indian / Alaskan Native</b> Insufficient Sample	<b>American Indian / Alaskan Native</b> Insufficient Sample
<b>Asian</b> Insufficient Sample	<b>Asian</b> Insufficient Sample
<b>Native Hawaiian / Pacific Islander</b> Insufficient Sample	<b>Native Hawaiian / Pacific Islander</b> Insufficient Sample
<b>English Learners</b> Insufficient Sample	<b>English Learners</b> Insufficient Sample
<b>Students with IEPs</b> 7 out of 42 Students <b>Score: 16.7%</b> <div style="display: inline-block; border: 1px solid gray; padding: 2px;">IMPROVING</div> +16.7 From Prior Year	<b>Students with IEPs</b> 24 out of 42 Students <b>Score: 57.1%</b> <div style="display: inline-block; border: 1px solid gray; padding: 2px;">IMPROVING</div> -26.9 From Prior Year
<b>Economically Disadvantaged</b> 30 out of 102 Students <b>Score: 29.4%</b> <div style="display: inline-block; border: 1px solid gray; padding: 2px;">IMPROVING</div> +18.7 From Prior Year	<b>Economically Disadvantaged</b> 41 out of 102 Students <b>Score: 40.2%</b> <div style="display: inline-block; border: 1px solid gray; padding: 2px;">IMPROVING</div> -19.3 From Prior Year

\* Schools that are performing at the most positive value for a metric automatically receive a label of "Improving", even if no change in performance occurred.